




Activity Review Target Schools (Sep 2023 - March 2024)




Number of students encounters in Target Schools (Sep 2023 - March 2024)

From September 1st 2023 until March 1st 2024, Hello Future has had 1198 student encounters. This includes the delivery of workshops, trips and assemblies. As such, this does not mean there have been 1198 individual students reached, as some students have been seen more than once.


Total student encounters for each area



Number of students encounters in the West area

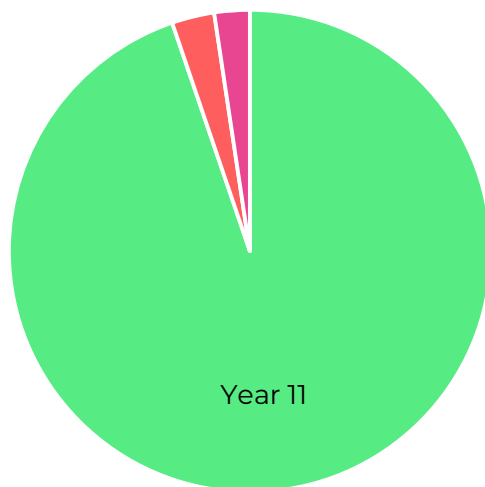


Number of students encounters in the Furness area



Number of student encounters in the Carlisle area

Summary of Year Groups for all areas



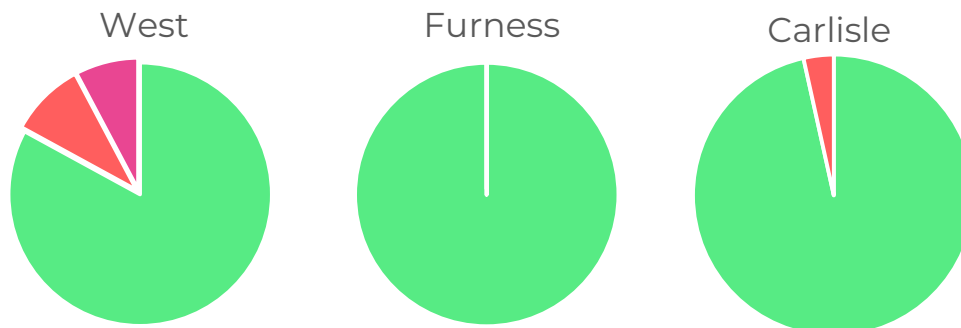
Year 11: 995

Year 12: 30

Year 13: 25

Figure 1: Pie chart of Year group breakdowns for all areas

This pie chart demonstrates the amount of student encounters per year group for all Target Schools (Sep 2023 - March 2024). As evidenced by the numbers, Year 11 has had the most student encounters so far across the areas.



Figures 2, 3 and 4: Pie charts of Year group breakdowns for each area

Column1	Year 9	Year 10	Year 11	Year 12	Year 13
West	0	0	267	30	25
Furness	0	0	158	0	0
Carlisle	0	0	837	30	25

Table 1: Summary of student encounters per year group for each area

As Table 1, and figures 2,3 & 4 demonstrate, all Furness encounters have been with Year 11 students so far, and the most student encounters for West and Carlisle have also been with Year 11.

Summary of Delivery by Activities for all areas

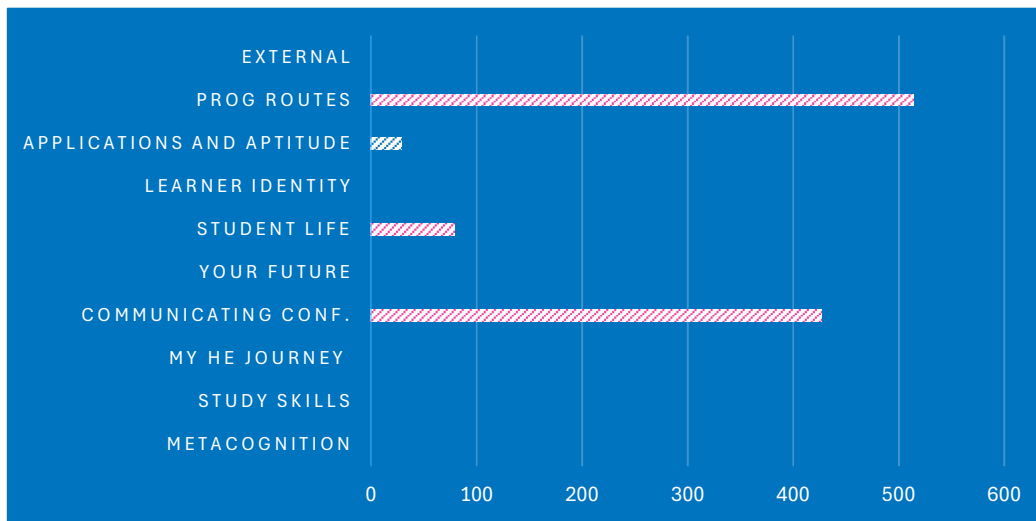


Figure 5: Bar chart of delivery breakdown by activities for all areas

Figure 5 demonstrates the amount of student encounters within delivery of specific activities for all Target Schools (Sep 2023 - March 2024). The activities with the highest student encounters are highlighted in pink: Communicating Confidently (427), Student Life (79) and Progression Routes (514). Communicating Confidently is by far the most delivered activity, and this reflects the number of assemblies delivered in Carlisle on the subject.

Summary of Delivery by Activities: West

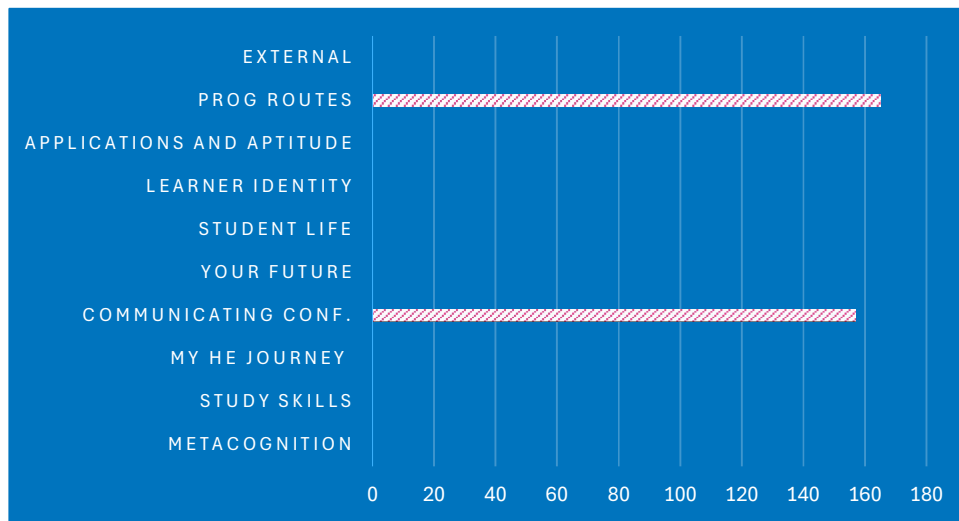


Figure 6: Bar chart of delivery breakdown by activities for West

As seen in Figure 6, the activities so far delivered in West area schools are: Progression Routes (165) and Communicating Confidently (157).

Summary of Delivery by Activities: Furness

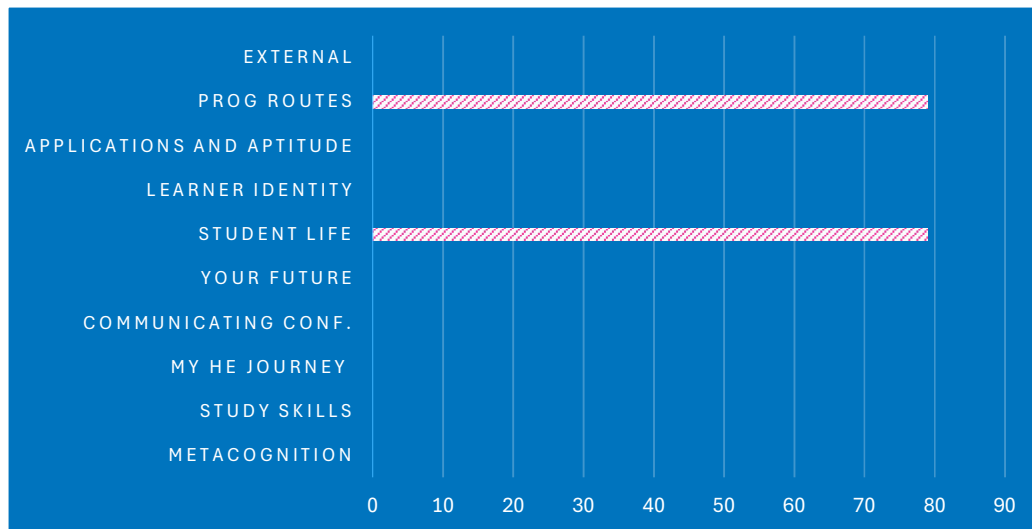


Figure 7: Bar chart of delivery breakdown by activities for Furness

As seen in Figure 7, the activities so far delivered in Furness area schools are: Progression Routes (79) and Student Life (79).

Summary of Delivery by Activities: Carlisle

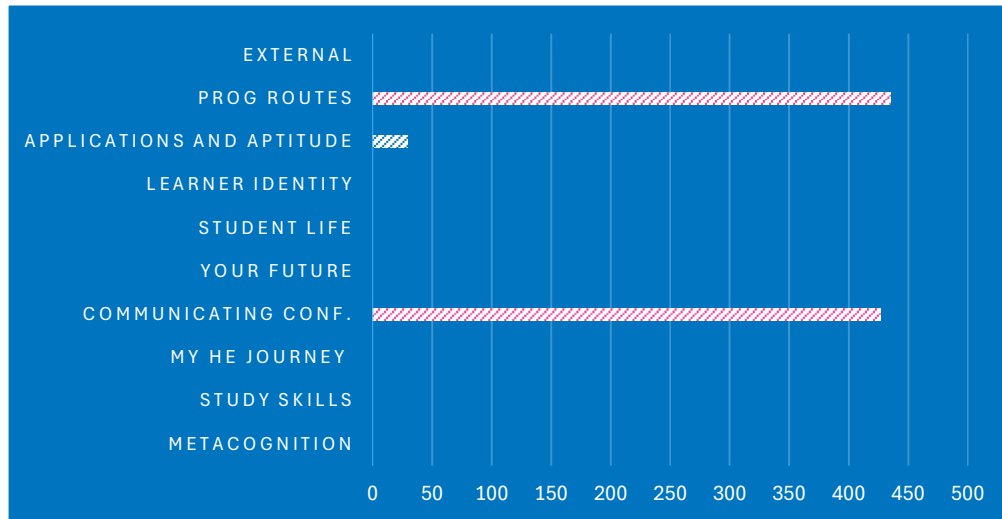


Figure 8: Bar chart of delivery breakdown by activities for Carlisle

As seen in Figure 8, Carlisle has delivered Progression Routes, Applications and Aptitude Tests, and Communicating Confidently sessions so far this year. Of these, the activity with the highest student encounters was Progression Routes (165) followed closely by Communicating Confidently (157).

List of Schools engaged with so far this year

Schools engaged with in the West area:

St Benedict's Catholic High School

Schools engaged with in the Furness area:

St Bernards Catholic High School

Schools engaged with in the Carlisle area:

Trinity School

St John Henry Newman Catholic High School

The data presented within this report is up to date as of 11/03/2024. It represents activities so far delivered in certain schools, and does not portray activities booked or intended future delivery. It is important to note that this report does not provide an overview of current interactions with schools and therefore is not an accurate representation of current school engagement.

